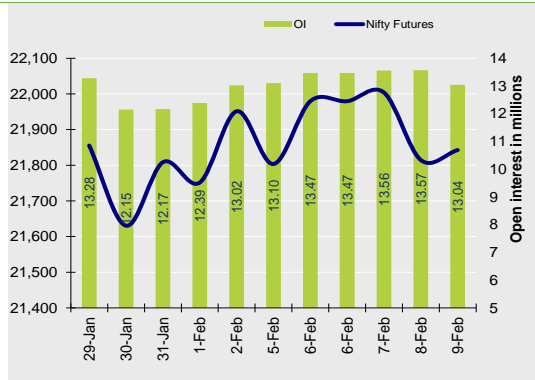


Nifty Snapshot

	Close	Prv Cl.	Ab chg	% chg
Spot	21,782.50	21,717.95	64.55	0.30
Futures	21,842.60	21,814.60	28.00	0.13
OI(ml shr)	13.04	13.57	-0.53	-3.89
Vol (lots)	163465	237368	-73903	-31.13
COC	60.10	96.65	-36.55	-37.8
PCR-OI	0.98	0.83	0.15	18.1

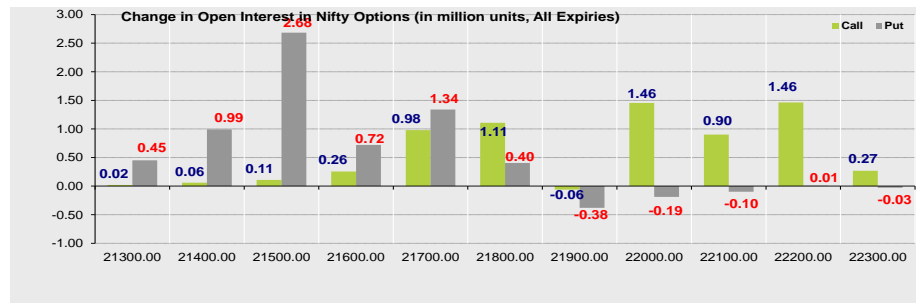
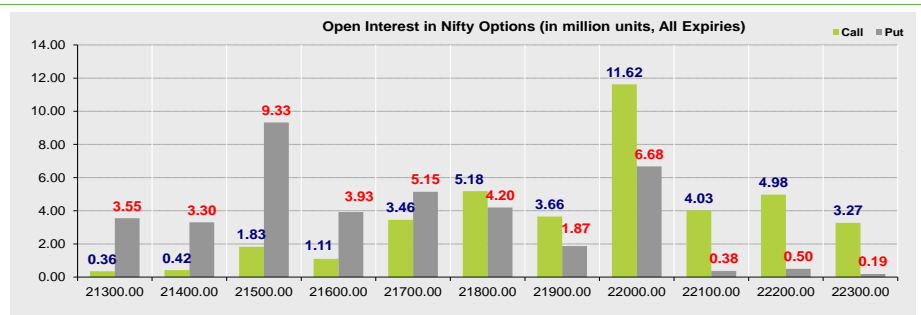
Nifty Futures Price v/s OI



Summary

- Indian markets closed on a positive note where buying was mainly seen in Banking, Pharmaceuticals and FMCG Sectors. Nifty Feb Futures closed at 21842.60 (up 28 points) at a premium of 60.10 pts to spot.
- FII's were net buyers in Cash to the tune of 141.95 Cr and were net buyers in index futures to the tune of 656.74 Cr.
- India VIX decreased by 2.40% to close at 15.45 touching an intraday high of 16.33.

Open Interest in Nifty Options:



Institutional Activity in previous trading session

(in Rs cr.)	Buy	Sell	Net
Index Futures	3734.25	3077.51	656.74
Index Options	1457535.26	1463916.25	-6380.99
Stock Futures	24099.81	26272.73	-2172.92
Stock Options	42837.90	41984.43	853.47
FII Cash	13,946.46	13,804.51	141.95
DII Cash	12,090.82	12,512.69	-421.87

Net FII Activity (in Rs cr.)

Date	Idx Fut	Stk Fut	Idx Opt	Cash
9-Feb	656.7	-2172.9	-6381.0	142
8-Feb	-1204.7	-6201.6	-26255.7	-4934
7-Feb	-1253.5	-4144.6	-11624.8	-1691
6-Feb	567.9	-1891.7	-18860.0	93
5-Feb	1308.4	-524.1	-21990.3	519
2-Feb	597.0	7218.1	-3853.8	71

Technical Pivot (Intraday):

	S2	S1	PIVOT	R1	R2
NIFTY	21600	21720	21795	21915	21990
BANKNIFTY	44795	45350	45660	46215	46525

(Price is in Rs; OI is in million units; Price chg and OI chg are in percentage) **NB RESEARCH**

Fresh Longs seen in:

Script	Price	Price chg	OI	OI Chg
ZEEL	204.3	5.1	128.8	26.0
SUNPHARMA	1529.4	2.5	18.1	18.2
PIIND	3495.9	0.6	3.1	15.3

Fresh Shorts seen in:

Script	Price	Price chg	OI	OI Chg
PFC	427.0	-8.6	74.9	18.2
MRF	137354.4	-4.2	0.0	18.2
RAMCOCEM	902.5	-7.7	3.1	10.8

Short Covering seen in:

Script	Price	Price chg	OI	OI Chg
UBL	1780.5	1.0	2.5	-9.9
INDIACEM	247.7	4.0	23.2	-8.6
SIEMENS	4282.5	0.7	1.2	-8.0

Long Unwinding seen in:

Script	Price	Price chg	OI	OI Chg
BIOCON	275.6	-3.6	44.2	-11.9
HINDCOPPER	270.6	-6.6	36.4	-9.9
MCX	3846.7	-1.1	2.1	-8.5

Outlook on Nifty:

Index is likely to open on a positive note today and is likely to remain range bound during the day.

NIFTY50 Options OI (CE OI = Resistance) (PE OI = Support)			
Symbol	Highest CE OI	Highest PE OI	CMP
ADANIPTS	1300	1200	1276
ADANIENT	3500	3100	3231
ASIANPAINT	3000	2900	2960
AXISBANK	1100	1000	1056
BAJAJ-AUTO	8000	7000	7796
BAJAJFINSV	1700	1500	1576
BAJFINANCE	7000	6500	6669
BHARTIARTL	1200	1100	1125
BPCL	530	500	615
BRITANNIA	5200	4700	4990
CIPLA	1500	1300	1439
COALINDIA	480	400	452
DIVISLAB	4000	3600	3661
DRREDDY	6200	6000	6156
EICHERMOT	4000	3500	3852
GRASIM	2200	2000	2176
HCLTECH	1600	1500	1631
HDFCBANK	1500	1400	1414
HDFCLIFE	600	580	587
HEROMOTOCO	4800	4800	4842
HINDALCO	600	580	593
HINDUNILVR	2500	2500	2429
ICICIBANK	1100	1000	1012
ITC	450	400	417
INDUSINDBK	1600	1600	1493

NIFTY50 Options OI (CE OI = Resistance) (PE OI = Support)			
Symbol	Highest CE OI	Highest PE OI	CMP
INFY	1700	1600	1674
IOC	200	175	183
JSWSTEEL	840	800	813
KOTAKBANK	1900	1800	1750
LT	3500	3400	3338
LTIM	6000	5000	5470
M&M	1700	1600	1649
MARUTI	11000	9800	10751
NESTLEIND	2600	2300	2448
NTPC	340	320	325
ONGC	260	260	266
POWERGRID	280	270	269
RELIANCE	3000	2700	2927
SBILIFE	1600	1400	1447
SBIN	650	650	728
SUNPHARMA	1500	1500	1529
TATACONSUM	1200	1100	1135
TATAMOTORS	1000	900	919
TATASTEEL	150	130	142
TCS	4200	4000	4141
TECHM	1500	1300	1314
TITAN	3800	3500	3603
ULTRACEMCO	10500	9500	9993
UPL	550	500	460
WIPRO	500	450	493

Derivative Recommendations:

Stock Name	Call (Buy/Sell)	Entry price	Targets	Stop Loss	Duration	Status
ONGC 270 CE	Buy	6	14	2	Positional	Open

FROM THE EQUITY DERIVATIVE DESK:

NIRAV HARISH CHHEDA
AVP - DERIVATIVES AND TECHNICAL RESEARCH
E-Mail: nirav.chheda@nirmalbang.com
Tel no: 6273-8199/8000

AMIT BHUPTANI
SNR.DERIVATIVES AND TECHNICAL RESEARCH ANALYST
E-Mail: amit.bhuptani@nirmalbang.com
Tel no: 6273-8242/8000

DISCLOSURES

Research Reports that are published by Nirmal Bang Securities Private Limited (hereinafter referred to as "NBSPL") are for private circulation only. NBSPL is a registered Research Analyst under SEBI (Research Analyst) Regulations, 2014 having Registration no. INH000001766. NBSPL is also a registered Stock Broker with National Stock Exchange of India Limited, BSE Limited, Metropolitan Stock Exchange of India Limited, Multi Commodity Exchange of India Limited, National Commodity and Derivative Exchange Limited and Indian Commodity Exchange Limited in cash and Equity and Commodities derivatives segments.

NBSPL has other business divisions with independent research teams separated by Chinese walls, and therefore may, at times, have different or contrary views on stocks and markets.

NBSPL or its associates have not been debarred / suspended by SEBI or any other regulatory authority for accessing / dealing in securities Market. NBSPL, its associates or analyst or his relatives do not hold any financial interest (Except Investment) in the subject company. NBSPL or its associates or Analyst do not have any conflict or material conflict of interest at the time of publication of the research report with the subject company. NBSPL or its associates or Analyst or his relatives may or may not hold beneficial ownership of 1% or more in the subject company at the end of the month immediately preceding the date of publication of this research report.

NBSPL or its associates / analyst has not received any compensation / managed or co-managed public offering of securities of the company covered by Analyst during the past twelve months. NBSPL or its associates have not received any compensation or other benefits from the company covered by Analyst or third party in connection with the research report. Analyst has not served as an officer, director or employee of Subject Company. NBSPL / analyst has not been engaged in market making activity of the subject company.

Analyst Certification: The research analysts and authors of these reports, hereby certify that the views expressed in this research report accurately reflects my/our personal views about the subject securities, issuers, products, sectors or industries. It is also certified that no part of the compensation of the analyst(s) was, is, or will be directly or indirectly related to the inclusion of specific recommendations or views in this research. The analyst(s) principally responsible for the preparation of this research report and has taken reasonable care to achieve and maintain independence and objectivity in making any recommendations.

DISCLAIMER

This report is for the personal information of the authorized recipient and does not construe to be any investment, legal or taxation advice to you. NBSPL is not soliciting any action based upon it. Nothing in this research shall be construed as a solicitation to buy or sell any security or product, or to engage in or refrain from engaging in any such transaction. In preparing this research, we did not take into account the investment objectives, financial situation and particular needs of the reader.

This research has been prepared for the general use of the clients of NBSPL and must not be copied, either in whole or in part, or distributed or redistributed to any other person in any form. If you are not the intended recipient you must not use or disclose the information in this research in any way. Though disseminated to all the customers simultaneously, not all customers may receive this report at the same time. NBSPL will not treat recipients as customers by virtue of their receiving this report. This report is not directed or intended for distribution to or use by any person or entity resident in a state, country or any jurisdiction, where such distribution, publication, availability or use would be contrary to law, regulation or which would subject NBSPL & its group companies to registration or licensing requirements within such jurisdictions.

The report is based on the information obtained from sources believed to be reliable, but we do not make any representation or warranty that it is accurate, complete or up-to-date and it should not be relied upon as such. We accept no obligation to correct or update the information or opinions in it. NBSPL or any of its affiliates or employees shall not be in any way responsible for any loss or damage that may arise to any person from any inadvertent error in the information contained in this report. NBSPL or any of its affiliates or employees do not provide, at any time, any express or implied warranty of any kind, regarding any matter pertaining to this report, including without limitation the implied warranties of merchantability, fitness for a particular purpose, and non-infringement. The recipients of this report should rely on their own investigations.

This information is subject to change without any prior notice. NBSPL reserves its absolute discretion and right to make or refrain from making modifications and alterations to this statement from time to time. Nevertheless, NBSPL is committed to providing independent and transparent recommendations to its clients, and would be happy to provide information in response to specific client queries.

Before making an investment decision on the basis of this research, the reader needs to consider, with or without the assistance of an adviser, whether the advice is appropriate in light of their particular investment needs, objectives and financial circumstances. There are risks involved in securities trading. The price of securities can and does fluctuate, and an individual security may even become valueless. International investors are reminded of the additional risks inherent in international investments, such as currency fluctuations and international stock market or economic conditions, which may adversely affect the value of the investment. Opinions expressed are subject to change without any notice. Neither the company nor the director or the employees of NBSPL accept any liability whatsoever for any direct, indirect, consequential or other loss arising from any use of this research and/or further communication in relation to this research. Here it may be noted that neither NBSPL, nor its directors, employees, agents or representatives shall be liable for any damages whether direct or indirect, incidental, special or consequential including lost revenue or lost profit that may arise from or in connection with the use of the information contained in this report.

Copyright of this document vests exclusively with NBSPL. Our reports are also available on our website www.nirmalbang.com